

Target the Right Places and Policies to Make Your Community More Livable: AARP Livability Index

15th Annual New Partners for Smart Growth Conference
February 12, 2016
Portland, Oregon

Aaron Ray, AICP, Senior Planner, City of Hillsboro

Ruth Randleman, Mayor, City of Carlisle

Eliot Rose, Manager, ICF International

Bandana Shrestha, Engagement Director, AARP Oregon

THE LIVABILITY INDEX: GREAT NEIGHBORHOODS FOR ALL AGES

WHAT IS A LIVABLE COMMUNITY?



“A livable community is one that is safe and secure, has affordable and appropriate housing and transportation options, and offers supportive community features and services. Once in place, those resources enhance personal independence; allow residents to age in place; and foster residents’ engagement in the community’s civic, economic, and social life.”

—AARP Public Policy Institute

HOW DO PEOPLE CHOOSE NEIGHBORHOODS

- Preferences
- Limitations
 - Family Budget
 - Availability



- Where People Live

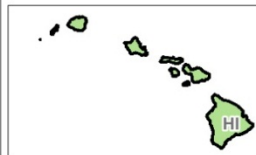
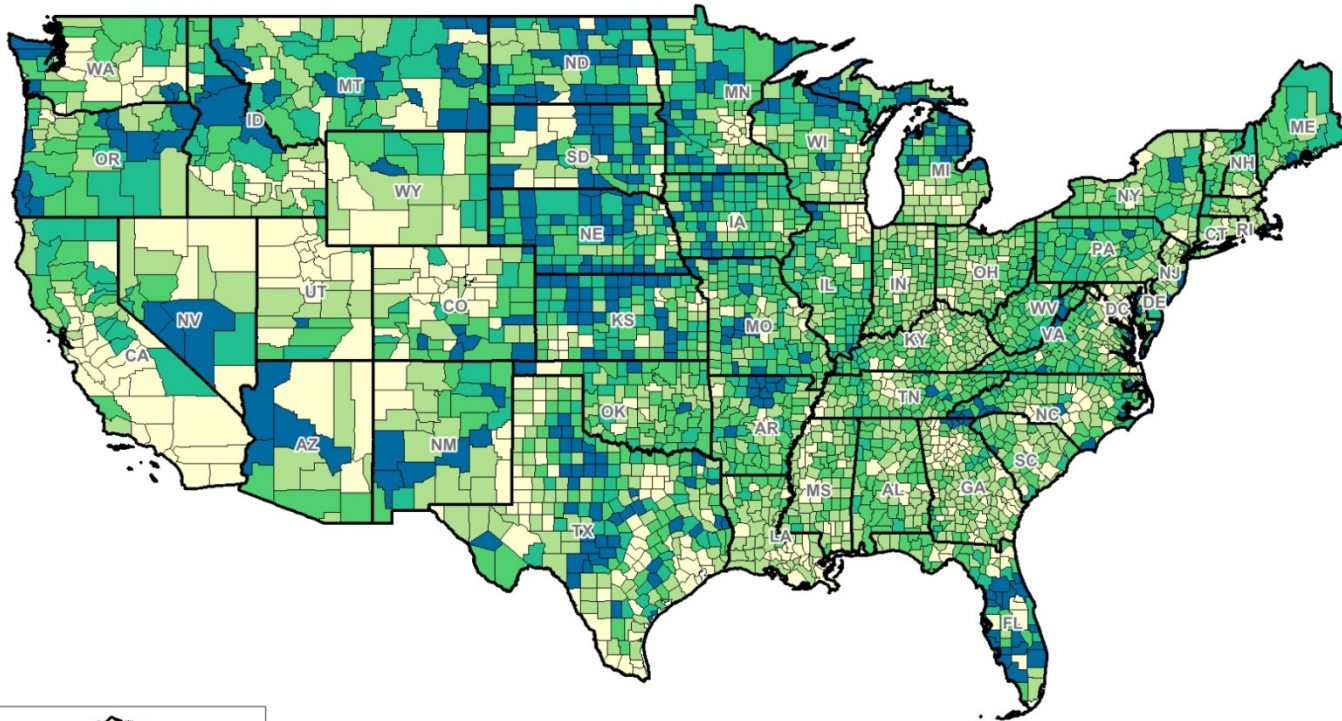


WHY DID AARP CREATE THE LIVABILITY INDEX?



AMERICA IS AGING

Percent of Population Age 65+ 2010



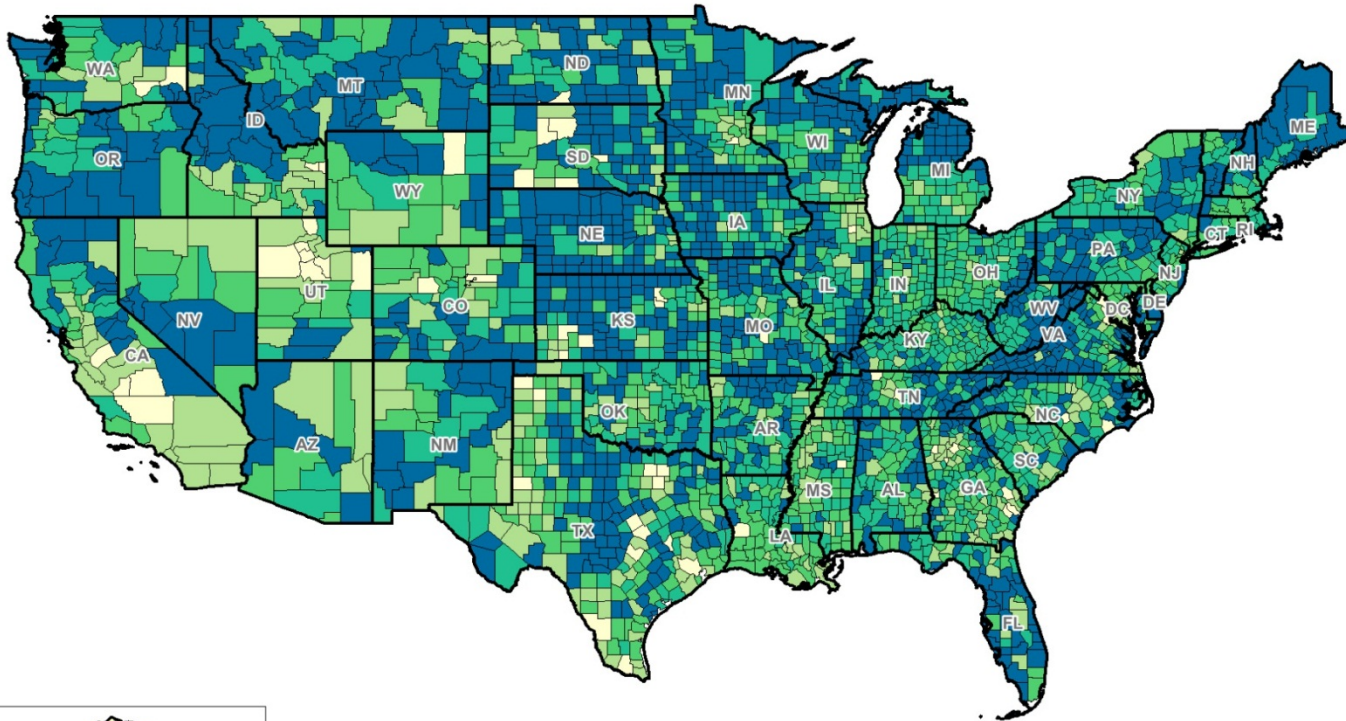
Percent Population Age 65+ 2010

	21% or more (349)
	18% to 21% (483)
	15% to 18% (917)
	12% to 15% (888)
	12% or less (506)

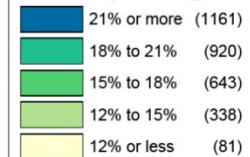
Source: U.S. Bureau of the Census, 2010 Census.

AMERICA IS AGING

Percent of Population Age 65+ 2020



Percent Population Age 65+ 2020




Source: The Nielsen Company, 2015.


Portland Metro Region

- Between 2010 and 2030, while our region's population will grow by 35% overall, the number of people 65+ will grow by 106% (Metro, 2009)
- We ALL are aging, but little planning has occurred
- Our window of opportunity for preparing is shrinking rapidly



WHAT IS THE LIVABILITY INDEX: GREAT NEIGHBORHOODS FOR ALL AGES

[AARP The Magazine](#) | [AARP Bulletin](#) | [In Your State](#) | [AARP Foundation](#) | [Discounts](#) | [More](#) | [f](#) | [t](#) | [v](#) | [Rewards for Good](#) | [Register](#) | [Log In](#) 

 **Public Policy Institute**
 Inquiry. Analysis. Solutions.




[PUBLICATIONS](#) | [ISSUES](#) | [INITIATIVES](#) | [EXPERTS](#) | [EVENTS](#) | [DATA](#) | [ABOUT PPI](#) | [MORE FROM AARP](#) ▼

[AARP Home](#) » [AARP Public Policy Ins...](#) »

Livability Index


 | Great Neighborhoods for All Ages

[LIVABILITY DEFINED](#) | [FEATURED COMMUNITIES](#) | [ABOUT US](#)

personal safety | quality of health care | access to destinations

How livable is your community?

enter your address, city, state or zip code 

air quality | water quality | housing affordability

[LEARN MORE](#)

The Livability Index scores cities and communities across the U.S. for the services and amenities that impact your life the most.

Search for your city or learn more about how we define livability.

WHAT'S UNIQUE ABOUT AARP'S LIVABILITY INDEX: GREAT NEIGHBORHOODS FOR ALL AGES

LIVABILITY SCORE



CATEGORY SCORE

47	HOUSING Affordability and access	>
10	NEIGHBORHOOD Access to life, work, and play	>
27	TRANSPORTATION Safe and convenient options	>
75	ENVIRONMENT Clean air and water	>
33	HEALTH Prevention, access, and quality	>
78	ENGAGEMENT Civic and social involvement	>
59	OPPORTUNITY Education and jobs for all	>

52

CUSTOMIZE YOUR SCORE
Use the sliders to adjust the individual category scores based on your preferences and see what can happen if changes are made in the future for your community.

Less Important | More Important

HOUSING: Affordability and access

NEIGHBORHOOD: Access to life, work, and play

TRANSPORTATION: Safe and convenient options

ENVIRONMENT: Clean air and water

HEALTH: Prevention, access, and quality

ENGAGEMENT: Civic and social involvement

OPPORTUNITY: Education and jobs for all

RESET

HEALTH

Healthy Behaviors
Access to Health Care
Quality of Health Care
Commitment to Livability

ENGAGEMENT

Internet Access
Civic Engagement
Social Engagement
Equal Rights
Commitment to Livability

ENVIRONMENT

Water Quality
Air Quality
Resilience
Energy Efficiency
Commitment to Livability

OPPORTUNITY

Equal Opportunity
Economic Opportunity
Education
Multi-generational
Communities
Local Fiscal Health
Commitment to Livability

TRANSPORTATION

Convenient Transportation Options
Transportation Costs
Safe Streets
Accessible System Design
Commitment to Livability

HOUSING

Housing Accessibility
Housing Options
Housing Affordability
Commitment to Livability

NEIGHBORHOOD

Proximity to Destinations
Mixed-use Neighborhoods
Compact Neighborhoods
Personal Safety
Neighborhood Quality
Commitment to Livability

Explore the Score

82



How can the Index be used?

- Catalyze community conversations for lasting change
- Benchmarking and baseline assessment
- Guidance for policy making
- Measuring progress



It's not a one-generation issue!

Overlap in community livability features that benefit both older adults & families with children


Older Adults

- Smaller homes requiring less maintenance
- Supportive services

- Affordable homes
- Accessible, visitable homes
- Transportation options
- Safe, walkable streets
- Open space & parks
- Convenient shopping and services
- Nearby, high-quality health services
- Good jobs

Families with Children

- Good schools
- Convenient child care



How **livable** is your **community**?

enter your address, city, state or zip code



LEARN MORE

The Livability Index scores cities and communities across the U.S.
for the services and amenities that impact your life the most.

Search for your city or learn more about how we define livability.

www.aarp.org/livabilityindex

FOR MORE INFORMATION

AARP Public Policy Institute

www.aarp.org/livabilityindex



@AARPPolicy

AARP Livable Communities Resources

www.aarp.org/livablepolicy

www.aarp.org/livable



@AARPlivable

AARP Oregon

www.aarp.org/or



@AARPOR

Visit www.aarp.org/livabilityindex

Questions to consider:

- How did your community perform overall? In what domains and metrics does your community perform well? Are there policies or other factors that contribute to its success?
- Where is there room for your community to improve its livability? Are there specific policies that your community could adopt to address these issues?
- Are there areas of your community that are more livable than others?
- Are there specific groups within your community that are concentrated in less livable areas?
- What are the steps that your community could take to improve its livability? These can include not only state or local policies, but also infrastructure projects, community outreach, programs and services, or efforts to benefit specific neighborhoods or population groups.